






























Know your limits

Speed limits vary according to the class of vehicle and type of road. The simple way to avoid speeding penalties is to know your limits and stick to them.

	 Built-up Areas	 Single Carriageway	 Dual Carriageway	 Motorway
				
 Cars and Motorcycles (including car derived vans up to 2 tonnes maximum laden weight)				
 Cars Towing (including car derived vans and motorcycles)				
 Good Vehicles (not exceeding 7.5 tonnes maximum laden weight)				 *
 Goods Vehicles (exceeding 7.5 tonnes maximum laden weight)				

All speeds are in miles per hour and apply to all roads unless signs show otherwise.

*60 if articulated or towing

 = national speed limit applies